

Portfolio Management Service - Responsible Defensive

Key Facts

As at 30th June 2022

Launch date: 31st May 2021

Minimum investments

- If investing directly with Whitechurch:
 - » Lump sum £3,000 (incl transfers)
 - » Regular savings £100 per month
- Different minimum amounts may apply if investing through a platform

Whitechurch Initial Fee

0% of amount invested

Whitechurch Annual Management Fee*

- If investing directly with Whitechurch the fee is 0.10% per annum of the portfolio value (+VAT)
- If investing through a platform the fee is 0.20% per annum of the portfolio value (+VAT)

Custodian Fee*

- If investing directly with Whitechurch the custodian fee is 0.40% per annum of the portfolio value (charged monthly). This is capped at £1,000
- If investing through a platform there will be no Whitechurch custodian fee, however, a platform fee may apply

Advisory Fees*

To be agreed with Financial Adviser

Income

Income generated can be withdrawn or reinvested back into the portfolio.

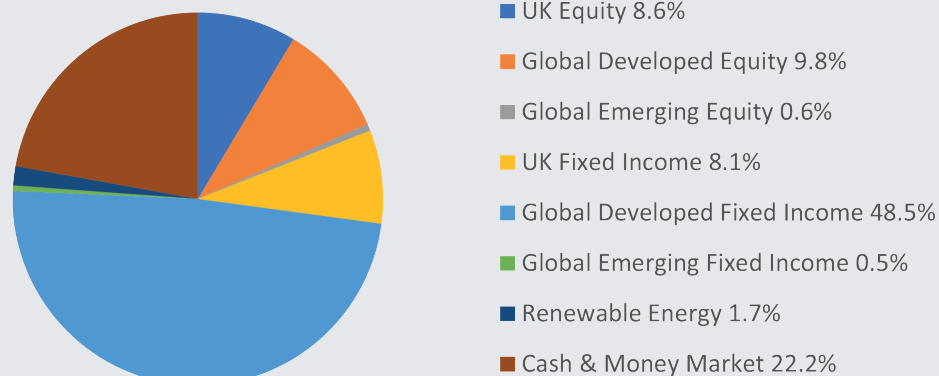
* Please refer to the direct or platform service brochure for full details of charges.

Please note underlying fund charges are in addition to the charges listed above.

Key objectives

- » Aims to generate a medium-term positive return, whilst minimising risks.
- » The portfolio invests up to a maximum of 20% in equities.
- » The portfolio will balance equity risk with fixed interest, money market funds and other lower risk strategies.
- » Income generated can be withdrawn quarterly (at the end of March, June, September or December) or reinvested into the portfolio.
- » NB: This strategy is available directly from Whitechurch and through external platforms.

Asset allocation - Portfolio breakdown



Source: Whitechurch Securities Ltd 30.06.2022

Current holdings

- Amundi European Sustainable Corporates ETF
- EdenTree Responsible and Sustainable Sterling Bond
- Gravis Clean Energy
- iShares Green Bond Index
- Rathbone Ethical Bond
- UBS Global Equities ETF
- UBS Sustainable Development Bank ETF
- UBS UK Socially Responsible Equities ETF
- UBS US Sustainable Corporates ETF
- Cash

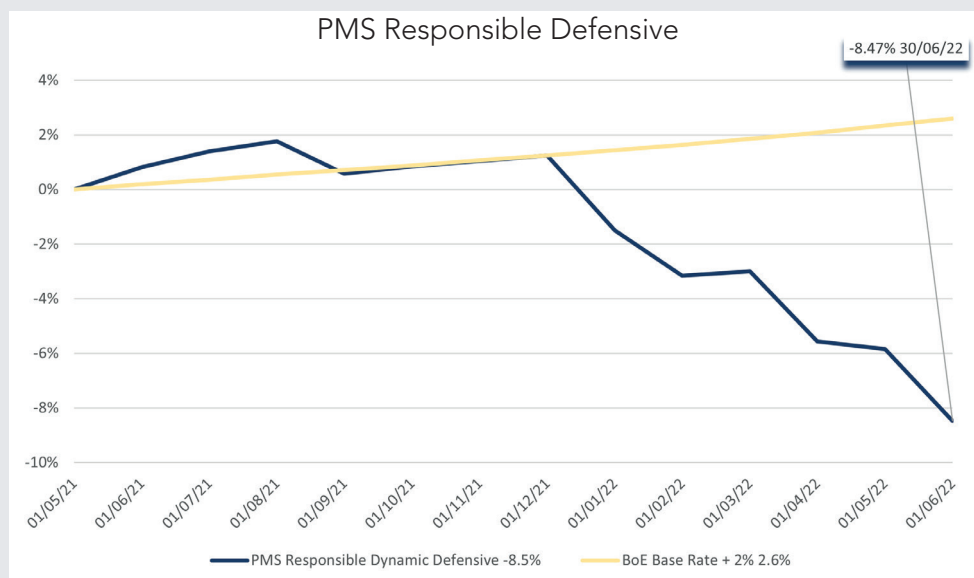
For further information about any of the areas included in this or any of our other strategies in the Portfolio Management Service please contact your Financial Adviser.

Performance Table	3M	6M	0-12m	12-24m	24-36m	36-48m	48-60m	5 Year Cumulative	Volatility (3 Years)
PMS Responsible Defensive	-5.6%	-9.6%	-9.2%	-	-	-	-	-	-
BoE Base Rate + 2%	0.7%	1.3%	2.4%	2.1%	2.6%	2.7%	2.4%	12.9%	0.1%

To better reflect the composition of our 3/10 risk strategies, we have, from Q2 2022, moved to a more appropriate benchmark based on the **Bank of England base rate**

Source: FE Analytics, Whitechurch Securities. Performance figures are calculated to 30/06/2022 net of fees in sterling. Unit Trust prices are calculated on a bid-to-bid basis OEICs, Investment Trust and Share prices are calculated on a mid to mid basis, with net income reinvested. The value of investments and any income will fluctuate and investors may not get back the full amount invested. Currency exchange rates may affect the value of investment. Benchmark figures are based on ARC estimates and are subject to revision.

Performance to 30th June 2022



Performance figures are calculated to 30/06/2022 net of fees in sterling. Unit Trust prices are calculated on a bid-to-bid basis OEICs, Investment Trust and Share prices are calculated on a mid to mid basis, with net income reinvested. The value of investments and any income will fluctuate and investors may not get back the full amount invested. Currency exchange rates may affect the value of investment. Benchmark figures are based on ARC estimates and are subject to revision. Source: Whitechurch Securities Ltd, FE Analytics.

Risk Profile 3/10 - Low

This is a defensive strategy, where the emphasis is upon capital preservation and steady returns. The majority of the portfolio will be invested in lower risk investments. This strategy will invest up to a maximum of 20% in equities with the aim of enhancing returns over the medium to long-term and combating inflation. Investors accept that the overall portfolio will show losses over certain periods but are accepting the moderate risk in return for potentially achieving returns in excess of cash over the medium to long term.

Whitechurch Risk Ratings

Risk is defined as the risk to the capital or original investment (based on a minimum 5 year investment term). Whitechurch provides a risk rating of portfolios on a scale of 1 to 10 (1 being the lowest risk and 10 being the highest risk). Full guidelines are available in the Whitechurch Portfolio Management Service brochure.

Award Winning Services

FT ADVISER
Financial Adviser Awards 2021
Winner DFMS
Whitechurch

FUND AWARDS 2021
Whitechurch Securities Ltd
WEALTH MANAGERS
BEST DISCRETIONARY WEALTH MANAGER 2021
& AWARD FOR EXCELLENCE IN ETHICAL INVESTMENT SOLUTIONS

UKSIF
UK Sustainable Investment and Finance Association
Signatory of:
PRI Principles for Responsible Investment

BusinessGreen
Leaders Awards 2021
SHORTLISTED
ESG Investor of the Year
Whitechurch Securities Ltd

Professional Adviser
PA AWARDS 2022
FINALIST
Best ESG Solution for Advisers

defaqto
EXPERT RATED
★★★★★
DFM MPS Direct 2021

defaqto
EXPERT RATED
★★★★★
DFM MPS on Platform 2021

3D
2022
WHITECHURCH SECURITIES LIMITED
AWARDED BY ARC

For further information about any of the areas included in this or any of our other strategies in the Portfolio Management Service please contact your Financial Adviser.

Whitechurch Securities Ltd, The Old Chapel, 14 Fairview Drive, Redland, Bristol, BS6 6PH. Whitechurch Securities Ltd is authorised and regulated by the Financial Conduct Authority.

This fact sheet is intended to provide information of a general nature and does not represent a personal recommendation of the service. If you are unsure, seek professional advice before making an investment. Whilst we have made great efforts to ensure complete accuracy we cannot accept responsibility for inaccuracies. The past is not necessarily a guide to future performance. The value of investments and any income produced can go down as well as up and you may not get back the full amount invested. Levels and bases of, and reliefs from, taxation are subject to change.

Whitechurch Securities Ltd
WEALTH MANAGERS

Tel: 0117 452 1207
E-mail: info@whitechurch.co.uk
Website: www.whitechurch.co.uk

Portfolio Management Service - Responsible Cautious

Key Facts

As at 30th June 2022

Launch date: 31st May 2021

Minimum investments

- If investing directly with Whitechurch:
 - » Lump sum £3,000 (incl transfers)
 - » Regular savings £100 per month
- Different minimum amounts may apply if investing through a platform

Whitechurch Initial Fee

0% of amount invested

Whitechurch Annual Management Fee*

- If investing directly with Whitechurch the fee is 0.10% per annum of the portfolio value (+VAT)
- If investing through a platform the fee is 0.20% per annum of the portfolio value (+VAT)

Custodian Fee*

- If investing directly with Whitechurch the custodian fee is 0.40% per annum of the portfolio value (charged monthly). This is capped at £1,000
- If investing through a platform there will be no Whitechurch custodian fee, however, a platform fee may apply

Advisory Fees*

To be agreed with Financial Adviser

Income

Income generated can be withdrawn or reinvested back into the portfolio.

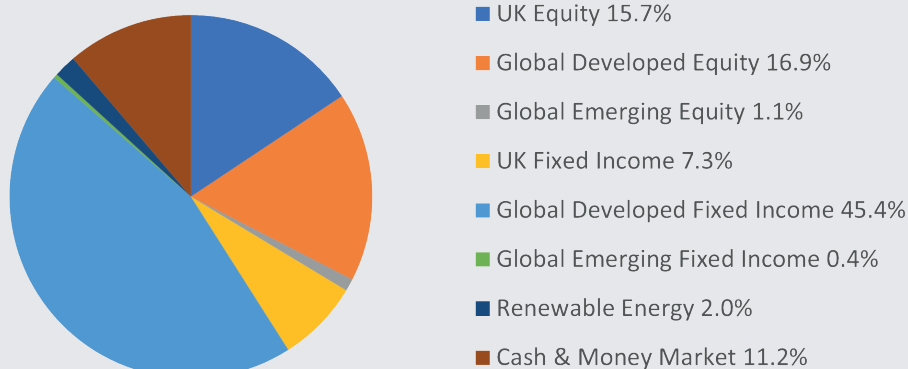
* Please refer to the direct or platform service brochure for full details of charges.

Please note underlying fund charges are in addition to the charges listed above.

Key Objectives

- » Aims to generate a medium-term positive return, whilst adopting a cautious risk profile.
- » The portfolio invests up to a maximum of 35% in equities.
- » The portfolio will balance equity risk with fixed interest, money market funds and other lower risk strategies.
- » Asset allocation will be actively managed according to the attractiveness of opportunities in each asset class, whilst maintaining the cautious risk profile.
- » Income generated can be withdrawn quarterly (at the end of March, June, September or December) or reinvested into the portfolio.
- » This strategy is available directly from Whitechurch and through external platforms.

Asset allocation - Portfolio breakdown



Source: Whitechurch Securities Ltd 30.06.2022

Current holdings

- Amundi European Sustainable Corporates ETF
- EdenTree Responsible and Sustainable Sterling Bond
- Gravis Clean Energy
- iShares Green Bond Index
- Rathbone Ethical Bond
- UBS Global Equities ETF
- UBS Sustainable Development Bank ETF
- UBS UK Socially Responsible Equities ETF
- UBS US Sustainable Corporates ETF
- Cash

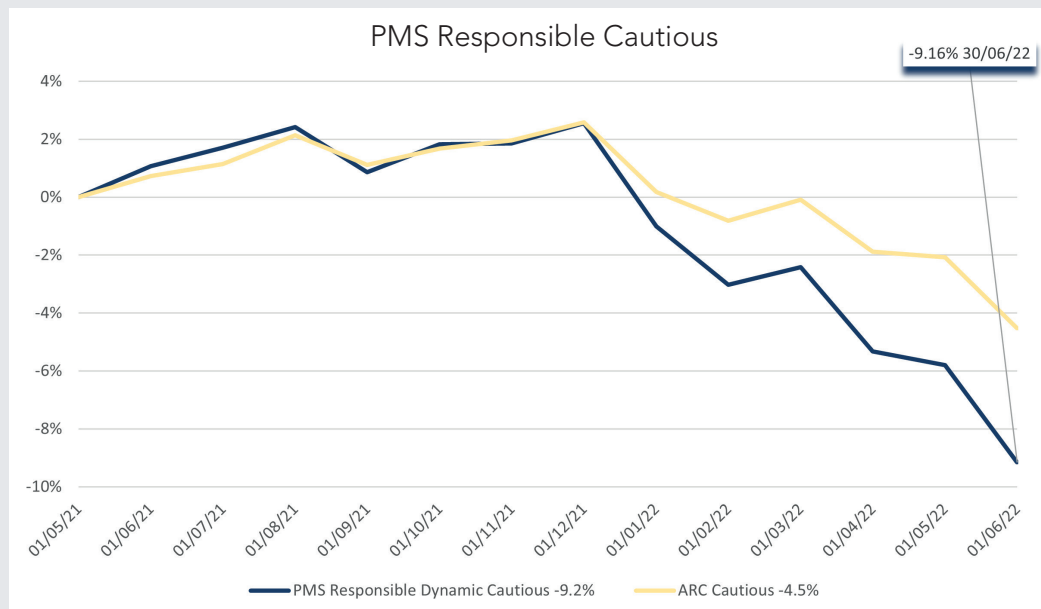
For further information about any of the areas included in this or any of our other strategies in the Portfolio Management Service please contact your Financial Adviser.

Performance Table	3M	6M	0-12m	12-24m	24-36m	36-48m	48-60m	5 Year Cumulative	Volatility (3 Years)
PMS Responsible Cautious	-6.9%	-11.4%	-10.1%	-	-	-	-	-	-
ARC £ Cautious PCI	-4.4%	-6.9%	-5.2%	7.3%	1.7%	2.4%	1.4%	7.3%	5.3%

The ARC Benchmark is an industry performance average to provide a clear comparison of Whitechurch investment performance against other companies with portfolios with the same level of risk.

Source: FE Analytics, Whitechurch Securities. Performance figures are calculated to 30/06/2022 net of fees in sterling. Unit Trust prices are calculated on a bid-to-bid basis OEICs, Investment Trust and Share prices are calculated on a mid to mid basis, with net income reinvested. The value of investments and any income will fluctuate and investors may not get back the full amount invested. Currency exchange rates may affect the value of investment. Benchmark figures are based on ARC estimates and are subject to revision.

Performance to 30th June 2022



Performance figures are calculated to 30/06/2022 net of fees in sterling. Unit Trust prices are calculated on a bid-to-bid basis OEICs, Investment Trust and Share prices are calculated on a mid to mid basis, with net income reinvested. The value of investments and any income will fluctuate and investors may not get back the full amount invested. Currency exchange rates may affect the value of investment. Benchmark figures are based on ARC estimates and are subject to revision. Source: Whitechurch Securities Ltd, FE Analytics.

Risk Profile 4/10 - Low

This is a cautious strategy, where the emphasis is upon steady returns and the majority of the portfolio will be invested in lower risk investments. This strategy will invest up to a maximum of 35% in equities with the aim of enhancing returns over the medium to long-term and combating inflation. Investors accept that the overall portfolio will show losses over certain periods but are accepting the moderate risk in return for potentially achieving returns in excess of cash over the medium to long term.

Whitechurch Risk Ratings

Risk is defined as the risk to the capital or original investment (based on a minimum 5 year investment term). Whitechurch provides a risk rating of portfolios on a scale of 1 to 10 (1 being the lowest risk and 10 being the highest risk). Full guidelines are available in the Whitechurch Portfolio Management Service brochure.

Award Winning Services

For further information about any of the areas included in this or any of our other strategies in the Portfolio Management Service please contact your Financial Adviser.

Whitechurch Securities Ltd, The Old Chapel, 14 Fairview Drive, Redland, Bristol, BS6 6PH. Whitechurch Securities Ltd is authorised and regulated by the Financial Conduct Authority.

This fact sheet is intended to provide information of a general nature and does not represent a personal recommendation of the service. If you are unsure, seek professional advice before making an investment. Whilst we have made great efforts to ensure complete accuracy we cannot accept responsibility for inaccuracies. The past is not necessarily a guide to future performance. The value of investments and any income produced can go down as well as up and you may not get back the full amount invested. Levels and bases of, and reliefs from, taxation are subject to change.

Whitechurch
Securities Ltd
WEALTH MANAGERS

Tel: 0117 452 1207
E-mail: info@whitechurch.co.uk
Website: www.whitechurch.co.uk

Portfolio Management Service - Responsible Balanced

Key Facts

As at 30th June 2022

Launch date: 31st May 2021

Minimum investments

- If investing directly with Whitechurch:
 - » Lump sum £3,000 (incl transfers)
 - » Regular savings £100 per month
- Different minimum amounts may apply if investing through a platform

Whitechurch Initial Fee

0% of amount invested

Whitechurch Annual Management Fee*

- If investing directly with Whitechurch the fee is 0.10% per annum of the portfolio value (+VAT)
- If investing through a platform the fee is 0.20% per annum of the portfolio value (+VAT)

Custodian Fee*

- If investing directly with Whitechurch the custodian fee is 0.40% per annum of the portfolio value (charged monthly). This is capped at £1,000
- If investing through a platform there will be no Whitechurch custodian fee, however, a platform fee may apply

Advisory Fees*

To be agreed with Financial Adviser

Income

Income generated can be withdrawn or reinvested back into the portfolio.

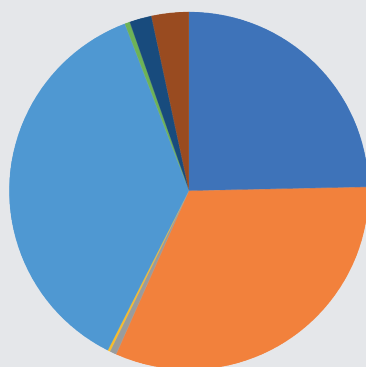
* Please refer to the direct or platform service brochure for full details of charges.

Please note underlying fund charges are in addition to the charges listed above.

Key objectives

- » Aims to provide an attractive total return through income generation and long-term capital growth.
- » Invests in UK & international equities (up to 60%), fixed interest and other lower risk assets primarily using passive low-cost index tracking and exchange traded funds.
- » Asset allocation will be actively managed according to the attractiveness of opportunities in each asset class, whilst maintaining the balanced risk profile.
- » Income generated can be withdrawn quarterly (at the end of March, June, September or December) or reinvested into the portfolio.
- » This strategy is available directly from Whitechurch and through external platforms.

Asset allocation - Portfolio breakdown



Source: Whitechurch Securities Ltd 30.06.2022

Current holdings

- BMO Responsible UK Income
- EdenTree Responsible and Sustainable Sterling Bond
- Gravis Clean Energy
- iShares Green Bond Index
- UBS Europe Socially Responsible Equities ETF
- UBS Global Equities ETF
- UBS Japan Socially Responsible Equities ETF
- UBS Sustainable Development Bank ETF
- UBS UK Socially Responsible Equities ETF
- UBS US Socially Responsible Equities ETF
- UBS US Sustainable Corporates ETF
- Cash

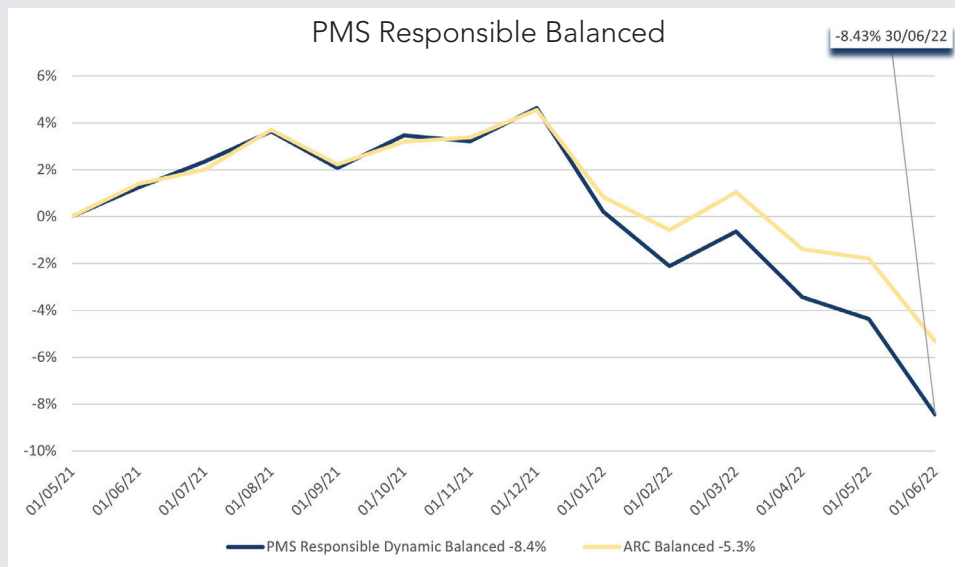
For further information about any of the areas included in this or any of our other strategies in the Portfolio Management Service please contact your Financial Adviser.

Performance Table	3M	6M	0-12m	12-24m	24-36m	36-48m	48-60m	5 Year Cumulative	Volatility (3 Years)
PMS Responsible Balanced	-7.9%	-12.5%	-9.6%	-	-	-	-	-	-
ARC £ Balanced Asset PCI	-6.3%	-9.4%	-6.6%	11.8%	0.5%	2.7%	3.0%	11.0%	8.2%

The ARC Benchmark is an industry performance average to provide a clear comparison of Whitechurch investment performance against other companies with portfolios with the same level of risk.

Source: FE Analytics, Whitechurch Securities. Performance figures are calculated to 30/06/2022 net of fees in sterling. Unit Trust prices are calculated on a bid-to-bid basis OEICs, Investment Trust and Share prices are calculated on a mid to mid basis, with net income reinvested. The value of investments and any income will fluctuate and investors may not get back the full amount invested. Currency exchange rates may affect the value of investment. Benchmark figures are based on ARC estimates and are subject to revision.

Performance to 30th June 2022



Performance figures are calculated to 30/06/2022 net of fees in sterling. Unit Trust prices are calculated on a bid-to-bid basis OEICs, Investment Trust and Share prices are calculated on a mid to mid basis, with net income reinvested. The value of investments and any income will fluctuate and investors may not get back the full amount invested. Currency exchange rates may affect the value of investment. Benchmark figures are based on ARC estimates and are subject to revision. Source: Whitechurch Securities Ltd, FE Analytics.

Risk Profile 5/10 - Medium

This is a balanced strategy focused towards investors who accept a degree of risk whilst looking to enhance returns. This strategy will invest up to a maximum of 60% in equities with the aim of enhancing returns over the medium to long-term and combating inflation. Investors accept that the overall portfolio will show losses over certain periods but are accepting a medium level of risk in return for a potentially higher return over the long term.

Whitechurch Risk Ratings

Risk is defined as the risk to the capital or original investment (based on a minimum 5 year investment term). Whitechurch provides a risk rating of portfolios on a scale of 1 to 10 (1 being the lowest risk and 10 being the highest risk). Full guidelines are available in the Whitechurch Portfolio Management Service brochure.

Award Winning Services

Winner
DFMS
Whitechurch

FUND AWARDS 2021
Whitechurch Securities Ltd
WEALTH MANAGERS
BEST DISCRETIONARY WEALTH MANAGER 2021
& AWARD FOR EXCELLENCE IN ETHICAL INVESTMENT SOLUTIONS

UKSIF
UK Sustainable Investment and Finance Association
Signatory of:
PRI Principles for Responsible Investment

BusinessGreen
Leaders Awards 2021
SHORTLISTED
ESG Investor of the Year
Whitechurch Securities Ltd

Professional Adviser
PA AWARDS 2022
FINALIST
Best ESG Solution for Advisers

defaqto
EXPERT RATED
★★★★★
DFM MPS Direct 2021

defaqto
EXPERT RATED
★★★★★
DFM MPS on Platform 2021

3D
2022
WHITECHURCH SECURITIES LIMITED
AWARDED BY **ARC**

For further information about any of the areas included in this or any of our other strategies in the Portfolio Management Service please contact your Financial Adviser.

Whitechurch Securities Ltd, The Old Chapel, 14 Fairview Drive, Redland, Bristol, BS6 6PH. Whitechurch Securities Ltd is authorised and regulated by the Financial Conduct Authority.

This fact sheet is intended to provide information of a general nature and does not represent a personal recommendation of the service. If you are unsure, seek professional advice before making an investment. Whilst we have made great efforts to ensure complete accuracy we cannot accept responsibility for inaccuracies. The past is not necessarily a guide to future performance. The value of investments and any income produced can go down as well as up and you may not get back the full amount invested. Levels and bases of, and reliefs from, taxation are subject to change.

Whitechurch Securities Ltd
WEALTH MANAGERS

Tel: 0117 452 1207
E-mail: info@whitechurch.co.uk
Website: www.whitechurch.co.uk

Portfolio Management Service - Responsible Steady Growth

Key Facts

As at 30th June 2022

Launch date: 31st May 2021

Minimum investments

- If investing directly with Whitechurch:
 - » Lump sum £3,000 (incl transfers)
 - » Regular savings £100 per month
- Different minimum amounts may apply if investing through a platform

Whitechurch Initial Fee

0% of amount invested

Whitechurch Annual Management Fee*

- If investing directly with Whitechurch the fee is 0.10% per annum of the portfolio value (+VAT)
- If investing through a platform the fee is 0.20% per annum of the portfolio value (+VAT)

Custodian Fee*

- If investing directly with Whitechurch the custodian fee is 0.40% per annum of the portfolio value (charged monthly). This is capped at £1,000
- If investing through a platform there will be no Whitechurch custodian fee, however, a platform fee may apply

Advisory Fees*

To be agreed with Financial Adviser

Income

Income generated can be withdrawn or reinvested back into the portfolio.

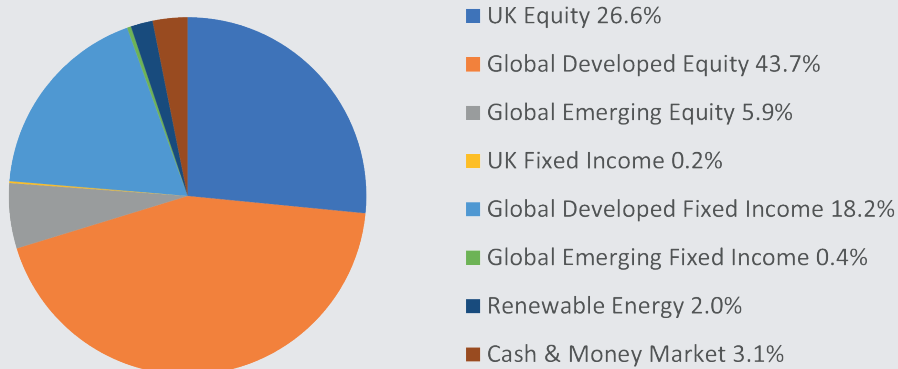
* Please refer to the direct or platform service brochure for full details of charges.

Please note underlying fund charges are in addition to the charges listed above.

Key objectives

- » Aims to provide an attractive total return through income generation and long-term capital growth.
- » Invests primarily in UK & international equities (up to 80%) and fixed interest primarily using passive low-cost index tracking and exchange traded funds.
- » Asset allocation will be actively managed according to the attractiveness of opportunities in each asset class, whilst maintaining the risk profile.
- » Income generated can be withdrawn quarterly (at the end of March, June, September or December) or reinvested into the portfolio.
- » This strategy is available directly from Whitechurch and through external platforms.

Asset allocation - Portfolio breakdown



Source: Whitechurch Securities Ltd 30.06.2022

Current holdings

- Amundi Global Emerging Markets Socially Responsible Equities ETF
- Amundi Pacific ex Japan EM Socially Responsible Equities ETF
- BMO Responsible UK Income
- EdenTree Responsible and Sustainable Sterling Bond
- Gravis Clean Energy
- iShares Green Bond Index
- Liontrust UK Ethical
- NinetyOne Global Environment
- UBS Europe Socially Responsible Equities ETF
- UBS Global Equities ETF
- UBS Japan Socially Responsible Equities ETF
- UBS Sustainable Development Bank ETF
- UBS UK Socially Responsible Equities ETF
- UBS US Socially Responsible Equities ETF
- Cash

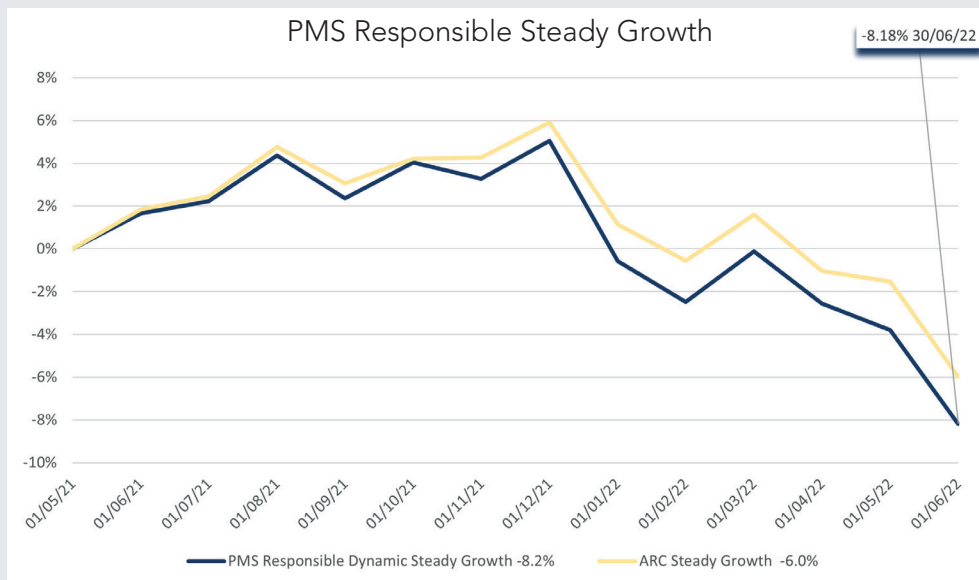
For further information about any of the areas included in this or any of our other strategies in the Portfolio Management Service please contact your Financial Adviser.

Performance Table	3M	6M	0-12m	12-24m	24-36m	36-48m	48-60m	5 Year Cumulative	Volatility (3 Years)
PMS Responsible Steady Growth	-8.1%	-12.6%	-9.7%	-	-	-	-	-	-
ARC £ Steady Growth PCI	-7.4%	-11.2%	-7.7%	15.9%	-0.5%	3.5%	4.9%	15.6%	10.5%

The ARC Benchmark is an industry performance average to provide a clear comparison of Whitechurch investment performance against other companies with portfolios with the same level of risk.

Source: FE Analytics, Whitechurch Securities. Performance figures are calculated to 30/06/2022 net of fees in sterling. Unit Trust prices are calculated on a bid-to-bid basis OEICs, Investment Trust and Share prices are calculated on a mid to mid basis, with net income reinvested. The value of investments and any income will fluctuate and investors may not get back the full amount invested. Currency exchange rates may affect the value of investment. Benchmark figures are based on ARC estimates and are subject to revision.

Performance to 30th June 2022



Performance figures are calculated to 30/06/2022 net of fees in sterling. Unit Trust prices are calculated on a bid-to-bid basis OEICs, Investment Trust and Share prices are calculated on a mid to mid basis, with net income reinvested. The value of investments and any income will fluctuate and investors may not get back the full amount invested. Currency exchange rates may affect the value of investment. Benchmark figures are based on ARC estimates and are subject to revision. Source: Whitechurch Securities Ltd, FE Analytics.

Risk Profile 6/10 - Above Average

This strategy is focused towards investors who accept a higher degree of risk whilst looking to enhance returns. This strategy will invest up to a maximum of 80% in equities with the aim of enhancing returns over the medium to long-term and combating inflation. Investors accept that the overall portfolio will show losses over certain periods but are accepting a higher level of risk in return for a potentially higher return over the long term.

Whitechurch Risk Ratings

Risk is defined as the risk to the capital or original investment (based on a minimum 5 year investment term). Whitechurch provides a risk rating of portfolios on a scale of 1 to 10 (1 being the lowest risk and 10 being the highest risk). Full guidelines are available in the Whitechurch Portfolio Management Service brochure.

Award Winning Services

For further information about any of the areas included in this or any of our other strategies in the Portfolio Management Service please contact your Financial Adviser.

Whitechurch Securities Ltd, The Old Chapel, 14 Fairview Drive, Redland, Bristol, BS6 6PH. Whitechurch Securities Ltd is authorised and regulated by the Financial Conduct Authority.

This fact sheet is intended to provide information of a general nature and does not represent a personal recommendation of the service. If you are unsure, seek professional advice before making an investment. Whilst we have made great efforts to ensure complete accuracy we cannot accept responsibility for inaccuracies. The past is not necessarily a guide to future performance. The value of investments and any income produced can go down as well as up and you may not get back the full amount invested. Levels and bases of, and reliefs from, taxation are subject to change.

Whitechurch
Securities Ltd
WEALTH MANAGERS

Tel: 0117 452 1207
E-mail: info@whitechurch.co.uk
Website: www.whitechurch.co.uk

Portfolio Management Service - Responsible Growth

Key Facts

As at 30th June 2022

Launch date: 31st May 2021

Minimum investments

- If investing directly with Whitechurch:
 - » Lump sum £3,000 (incl transfers)
 - » Regular savings £100 per month
- Different minimum amounts may apply if investing through a platform

Whitechurch Initial Fee

0% of amount invested

Whitechurch Annual Management Fee*

- If investing directly with Whitechurch the fee is 0.10% per annum of the portfolio value (+VAT)
- If investing through a platform the fee is 0.20% per annum of the portfolio value (+VAT)

Custodian Fee*

- If investing directly with Whitechurch the custodian fee is 0.40% per annum of the portfolio value (charged monthly). This is capped at £1,000
- If investing through a platform there will be no Whitechurch custodian fee, however, a platform fee may apply

Advisory Fees*

To be agreed with Financial Adviser

Income

Income generated can be withdrawn or reinvested back into the portfolio.

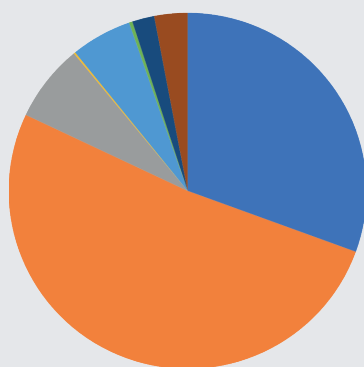
* Please refer to the direct or platform service brochure for full details of charges.

Please note underlying fund charges are in addition to the charges listed above.

Key objectives

- » Focused towards providing long-term capital growth from stockmarket investments.
- » Invested in globally diversified equity portfolios primarily using passive low-cost index tracking funds and exchange traded funds.
- » Aims to provide a core exposure to the UK stockmarket, together with a mix of the attractive opportunities offered by overseas funds.
- » Asset allocation will be managed geographically and by investment themes, based on the Whitechurch top down view.
- » Income generated can be withdrawn quarterly (at the end of March, June, September or December) or reinvested into the portfolio.
- » This strategy is available directly from Whitechurch and through external platforms.

Asset allocation - Portfolio breakdown



Source: Whitechurch Securities Ltd 30.06.2022

Current holdings

- Amundi Global Emerging Markets Socially Responsible Equities ETF
- Amundi Pacific ex Japan EM Socially Responsible Equities ETF
- BMO Responsible UK Income
- Gravis Clean Energy
- iShares Green Bond Index
- Liontrust UK Ethical
- NinetyOne Global Environment
- UBS Europe Socially Responsible Equities ETF
- UBS Global Equities ETF
- UBS Japan Socially Responsible Equities ETF
- UBS UK Socially Responsible Equities ETF
- UBS US Socially Responsible Equities ETF
- Cash

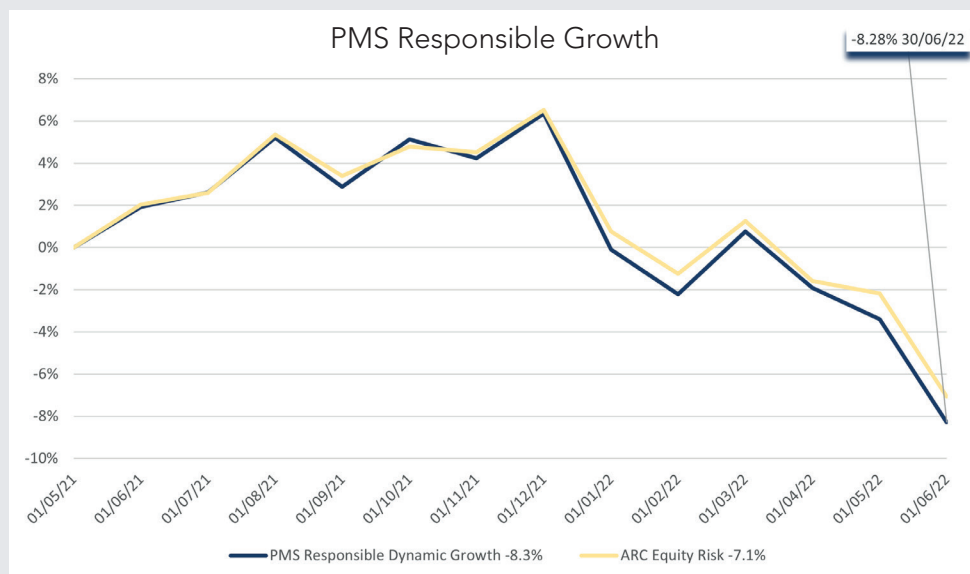
For further information about any of the areas included in this or any of our other strategies in the Portfolio Management Service please contact your Financial Adviser.

Performance Table	3M	6M	0-12m	12-24m	24-36m	36-48m	48-60m	5 Year Cumulative	Volatility (3 Years)
PMS Responsible Growth	-9.0%	-13.8%	-10.0%	-	-	-	-	-	-
ARC £ Equity Risk PCI	-8.2%	-12.7%	-8.9%	20.6%	-1.1%	4.0%	6.4%	20.1%	12.6%

The ARC Benchmark is an industry performance average to provide a clear comparison of Whitechurch investment performance against other companies with portfolios with the same level of risk.

Source: FE Analytics, Whitechurch Securities. Performance figures are calculated to 30/06/2022 net of fees in sterling. Unit Trust prices are calculated on a bid-to-bid basis OEICs, Investment Trust and Share prices are calculated on a mid to mid basis, with net income reinvested. The value of investments and any income will fluctuate and investors may not get back the full amount invested. Currency exchange rates may affect the value of investment. Benchmark figures are based on ARC estimates and are subject to revision.

Performance to 30th June 2022



Performance figures are calculated to 30/06/2022 net of fees in sterling. Unit Trust prices are calculated on a bid-to-bid basis OEICs, Investment Trust and Share prices are calculated on a mid to mid basis, with net income reinvested. The value of investments and any income will fluctuate and investors may not get back the full amount invested. Currency exchange rates may affect the value of investment. Benchmark figures are based on ARC estimates and are subject to revision. Source: Whitechurch Securities Ltd, FE Analytics.

Risk Profile 7/10 - High Risk

This is a higher risk strategy which will invest up to 100% of monies into stockmarket investments. Investors must accept that it may experience material fluctuations and losses of capital do occur over certain time periods. In this strategy there may be additional risks from currency fluctuations via investment in overseas markets. Investors accept a higher level of risk in return for a potentially higher return over the long term.

Whitechurch Risk Ratings

Risk is defined as the risk to the capital or original investment (based on a minimum 5 year investment term). Whitechurch provides a risk rating of portfolios on a scale of 1 to 10 (1 being the lowest risk and 10 being the highest risk). Full guidelines are available in the Whitechurch Portfolio Management Service brochure.

Award Winning Services

FT ADVISER
Financial Adviser Service Awards 2021
Winner
DFMS
Whitechurch

FUND AWARDS 2021
Whitechurch Securities Ltd
WEALTH MANAGERS
BEST DISCRETIONARY WEALTH MANAGER 2021
& AWARD FOR EXCELLENCE IN ETHICAL INVESTMENT SOLUTIONS

UKSIF
UK Sustainable Investment and Finance Association
Signatory of:

BusinessGreen
Leaders Awards 2021
SHORTLISTED
ESG Investor of the Year
Whitechurch Securities Ltd

Professional Adviser
PA AWARDS 2022
FINALIST
Best ESG Solution for Advisers

defaqto
EXPERT RATED
★★★★★
DFM MPS Direct 2021

defaqto
EXPERT RATED
★★★★★
DFM MPS on Platform 2021

3D
2022
WHITECHURCH SECURITIES LIMITED
AWARDED BY **ARC**

For further information about any of the areas included in this or any of our other strategies in the Portfolio Management Service please contact your Financial Adviser.

Whitechurch Securities Ltd, The Old Chapel, 14 Fairview Drive, Redland, Bristol, BS6 6PH. Whitechurch Securities Ltd is authorised and regulated by the Financial Conduct Authority.

This fact sheet is intended to provide information of a general nature and does not represent a personal recommendation of the service. If you are unsure, seek professional advice before making an investment. Whilst we have made great efforts to ensure complete accuracy we cannot accept responsibility for inaccuracies. The past is not necessarily a guide to future performance. The value of investments and any income produced can go down as well as up and you may not get back the full amount invested. Levels and bases of, and reliefs from, taxation are subject to change.

Whitechurch Securities Ltd
WEALTH MANAGERS

Tel: 0117 452 1207
E-mail: info@whitechurch.co.uk
Website: www.whitechurch.co.uk